





# “Energy-Saving Missions 2021” (ESM) Award Scheme for Property Management Offices

	Award	Judging Criteria <sup>#</sup>
As Individual Housing Estate* (respective property management office will be awarded too)	 Top Saving Gold, Silver, Bronze <sup>^</sup>	Percentage of residents who have successfully saved energy in at least 50% of the ESM event days  = No. of residents who saved energy in at least 50% of the ESM event days ÷ Total no. of residents in that specific housing estate x 100%
As Individual Property Management Office (PMO)	 Top Smart Saving Champion, 1st runner-up, 2nd runner-up	Percentage of residents who used specific smart product to participate in ESM event days  = No. of residents who used specific smart product to participate in ESM ÷ Total no. of residents under that specific PMO x 100%
	 Top Participation Gold, Silver, Bronze <sup>^</sup>	Percentage of residents who signed up for ESM  = No. of residents who signed up for ESM ÷ Total no. of residents in that specific PMO x 100%

\* Must be estates installed with smart meters

# Refer to the next page

<sup>^</sup> Reach specific percentages

# "Energy-Saving Missions 2021" (ESM) Award Scheme - Judging Criteria



	PMO - A					PMO - B					PMO - C				
	Estate	Total No. of Residents	Signed up Residents	Smart Gadget User	Residents who have successfully saved energy in at least 50% of the ESM event days	Estate	Total No. of Residents	Signed up Residents	Smart Gadget User	Residents who have successfully saved energy in at least 50% of the ESM event days	Estate	Total No. of Residents	Signed up Residents	Smart Gadget User	Residents who have successfully saved energy in at least 50% of the ESM event days
	A1	1000	200	50	150	B1	2000	800	40	400	C1	300	40	20	35
	A2	500	100	20	70	B2	1500	1000	100	600	C2	200	50	25	45
	A3	400	200	10	150	B3	500	100	50	60					
	A4	200	50	5	50										
	Total	2100	550	85	420	Total	4000	1900	190	1060	Total	500	90	45	80
Top Saving Gold, Silver, Bronze#	= $(420 \div 550) \times 100\%$ = 76%					= $(1060 \div 1900) \times 100\%$ = 56%					= $(80 \div 90) \times 100\%$ = 89%				
Top Smart Saving Champion, 1st runner-up, 2nd runner-up*	= $(85 \div 550) \times 100\%$ = 15%					= $(190 \div 1900) \times 100\%$ = 10%					= $(45 \div 90) \times 100\%$ = 50%				
Top Participation Gold, Silver, Bronze^	= $(550 \div 2100) \times 100\%$ = 26%					= $(1900 \div 4000) \times 100\%$ = 48%					= $(90 \div 500) \times 100\%$ = 18%				

#Top Saving: Gold ( $\geq 70\%$ ), Silver (60%-69%), Bronze (50-59%)

\*Top Smart Saving: Champion (Highest percentage), 1st runner-up (2nd highest percentage), Bronze# (3rd highest percentage)

^Top Participation: Gold ( $\geq 30\%$ ), Silver (20%-29%), Bronze (10-19%)